

Lesson One

Spanish: Cosas que me gustan -
Describing in detail the things you like and don't like. Using irregular verbs in the present tense.

Aims

By the end of this lesson you should be able to:

- talk about your likes and dislikes using verbs other than **gustar**
- say what you like and don't like
- confidently use irregular verbs in the present tense

Context

Welcome to Year 9. In this first module of Year 9, we will build upon previously learned vocabulary and grammatical structures. You will revisit the present tense, the preterite tense and the near future tense. You will then revise how to use these three tenses together. In your first six Year 9 lessons you will recycle these tenses in the familiar context of your life, likes and dislikes and free-time activities.

You will also notice that the rubric (set of instructions) for each activity is now in Spanish. This is to prepare you for the GCSE course in Year 10 and for the exam in which you will be expected to read the exam rubric in Spanish.

Introduction

This lesson begins with learning some new vocabulary about likes and dislikes. You will revise the other ways of saying 'me gusta.' You will then be asked to revise the present tense of irregular verbs.

You will also build upon your knowledge of expressions of frequency to say how often you do something.

By the end of the lesson, you will be able to write a full paragraph about your likes, dislikes and how often you do something.

Activity 1

Empareja el inglés con el español.

1. Fashion
2. Racism
3. Injustice
4. Household chores
5. Spiders
6. Sport
7. Mondays
8. Fridays
9. Homework
10. Cruelty to animals

- a. Los lunes
- b. El deporte
- c. Los viernes
- d. Las injusticias
- e. El racismo
- f. Las arañas
- g. Los deberes
- h. Las tareas domésticas
- i. El maltrato de animales.
- j. La moda

Activity 2

Ve y escucha este video. Contesta a las preguntas en inglés.

www.ool.co.uk/sp90102

1. What does Jaime like? (6 things)
2. What doesn't the other boy like?
3. What does this boy like?
4. What does Sara like? (2 things)
5. What does Martina like? (3 things)
6. What does Martina say about music?

En Contexto

In Spanish, there are a few ways of talking about what you like. You have seen some of these already:

Me mola **la** moda – I love fashion

Me chiflan **los** niños – I love children / I am mad about children.

Me encantan **las** tareas domésticas – I love household chores.

And in the negative:

No me gusta nada **el** racismo – I don't like racism at all.

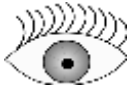
No me molan nada **los** lunes – I don't like Mondays at all.

¡Recuerda!

Verbs like **GUSTAR, MOLAR, CHIFLAR** and **ENCANTAR** need to have the definite article (**el, los, la, las**) BEFORE the noun:

Me chifla **EL** baile – Literally means 'I love the dance'.

If you remember this translation, you will never forget to put in the definite article in Spanish.



¡Ojo!

Don't forget that in Spanish the C is pronounced 'th' before the letters e and i.

El racismo = raTHismo

Las injusticias = inWHostiTHias

BUT: Before any other letter, the c in Spanish has a hard 'k' sound:

Música = MusiKa

Cómic = Komik

Activity 3

Lee lo que les gustan estos famosos. Completa la tabla abajo en inglés.



Me llamo Selena Gómez. Me chiflan la moda y las fiestas. También me mola el cine, pero no me gusta nada el maltrato de animales. ¡Qué horrible!



¡Hola! Soy Gorka Márquez. Me chiflan el baile y el dinero. Me encanta vivir en Inglaterra porque tengo una novia rica. ¡Qué bien! Pero no me gustan nada leer y hacer las tareas domésticas.



Yo soy Mireia Belmonte. Me mola mucho nadar y ganar medallas. Soy muy famosa. También me chiflan la moda y los zapatos. ¡Tengo cien pares! No me gusta nada ver el deporte en la televisión. ¡Qué aburrido!

Name	Likes	Dislikes	Reasons why

Activity 4

Imagina que eres famoso/famosa. ¿Qué cosas te molan? ¿Qué cosas no te gustan nada? Escribe un párrafo corto.



Activity 5

Completa las tablas con los verbos en el presente.

In Year 8, you learned some important irregular verbs in the present tense; **ser**, **ir**, **tener** and **hacer**.

IR	
Yo	voy
Tú	
Él, ella, usted	
Nosotros/as	vamos
Vosotros/as	
Ellos/ellas/ustedes	

Careful with this one, the pronouns have been jumbled up.

TENER	
Ellos/ellas/ustedes	
Vosotros/as	
Él,ella, usted	
Yo	
Nosotros/as	
Tú	

SER	
Ellos/ellas/ustedes	
Vosotros/as	
Él,ella, usted	
Yo	
Nosotros/as	
Tú	

HACER	
Ellos/ellas/ustedes	
Vosotros/as	
Él,ella, usted	
Yo	
Nosotros/as	
Tú	

Activity 6

Lee estos tuits. Busca las frases en el texto y escríbelas en español. Luego, contesta las preguntas en inglés.

Escribe aquí estas frases en español.

Frequency expressions

- a. All the time -
- b. Very often -
- c. Always -
- d. Almost every day -

Araceli@paraiso2020

Me chifla el baile, y soy miembro de un club de baile de salón. Me encanta el programa *¡Mira Quién Baila!* Bailo todo el tiempo. Mi profesor de baile es un bailarín famoso.

Miguel@superchulo

Me gusta mucho el senderismo. Voy casi todos los fines de semana a la montaña, donde hago escalada también. Soy miembro de un club de alpinismo. Es genial, ¡me mola mucho!

Juanjo@guapo2020

Me encantan los animales, así que voy al bosque muy a menudo. Me chifla estar al aire libre y ver los animales, como las ardillas y los zorros en su hábitat.

1. What is Araceli mad about?
2. What does she say about her teacher?
3. How often does she dance?
4. What does she like to watch on TV and what is its equivalent in English?
5. Where does Juanjo like to go and how often?
6. What is he mad about?
7. What animals is he interested in? what else does he say about them?
8. What does Miguel like doing?
9. Where does he go and how often?
10. What does he do there?
11. What is he a member of?

Activity 7

Lee estos mensajes de texto. Escribe los mensajes en inglés en frases completas. ¡Ojo! Cada mensaje tiene una frase de frecuencia.

Example:

Hago natac c t l d

Hago natación casi todos los días.

1.

Me chla leer. Leo t e t.

2.

Me mlan las artes
mrcles. Hago aikido
m a m

3.

Me encanta la naturaleza.
Voy a la montaña con los
d.

4.

Me gusta mucho la
moda. Compró ropa muy
moderna.

5.

Me encantan los
animales, así que voy
al parque con mis
perros.

Repaso de gramática

Hopefully, you will remember from year 8 how verbs like GUSTAR, CHIFLAR, ENCANTAR and MOLAR operate.

Apart from having to use the definite article before the noun, there is one other thing you have to remember:

Me gusta el baile – Literally means – The dancing is pleasing to me.

The **subject** of the sentence is **EL BAILE**.

The **indirect object** of the sentence is **ME**.

Remember – the thing you or somebody else likes or dislikes is always the **SUBJECT** of the sentence.

The person who likes or dislikes is the **INDIRECT OBJECT** of the sentence.

Here is a quick reminder of the **INDIRECT OBJECT** pronouns with the verb *gustar*.

Also remember that if the thing you like is plural you need **GUSTAN**:


Me gustan las manzanas – I like apples.

Me gusta /me gustan	I like
Te gusta /gustan	You like
Le gusta /gustan	He, she, it, likes
Le gusta/ gustan	You formal like
Nos gusta/ gustan	We like
Os gusta/ gustan	You informal plural like
Les gusta/ gustan	They like
Les gusta /gustan	You formal plural like

Activity 8

Traduce estas frases al español.

1. You (singular informal) are mad about fishing.
2. Juan loves animals.
3. Mireia likes fashion.
4. We like swimming.
5. They like doing martial arts.
6. You (formal plural) don't like watching TV.
7. You (singular formal) love doing household chores.



¡Ojo!


When you give the name of the person who likes or dislikes, you have to write A before their name:

A mi madre le gusta leer - My mum likes reading.

Activity 9

Mira los nombres de las personas y los dibujos, y escribe una frase sobre lo que les gusta hacer. Don't use GUSTAR all the time, vary it.

Example:

Carolina -  and - sports centre - M A M

A Carolina le gusta jugar al tenis y va al polideportivo muy a menudo.

1. Álvaro -  so - park T E T.

2. Alba -  and - shopping centre C T L D



3. Manuel - and - cinema C T L F D S



4. Jorge - so - mountain T E T

Activity 10

Escribe sobre las cosas que te molan para el blog de tu instituto.
Escribe un texto en frases completas.

You must include:

- The various expressions you have learned for 'I like/ love'.
- Expressions of frequency.
- Connectives – así que, cuando, donde.
- Give opinions and reasons.

Say:

- What you like.
- Give some more details.
- Mention something else you like.
- Say why.
- Say what you don't like.
- Give a reason and an opinion.

Self-Assessment Test

1. Write the missing letters in these expressions of frequency.
 - a. T e t
 - b. s
 - c. c t l d
 - d. m a m

 2. Unscramble these phrases and write them in English.
 - a) sal justiaisinc
 - b) le ramosic
 - c) sol neslu
 - d) sol eberesd
 - e) al doma

 3. Write these questions in the right order and answer them in Spanish.
 - a. ¿Qué te molan cosas?
 - b. ¿Qué no cosas no gustan nada te?
 - c. ¿Por qué?

 4. Now choose the correct verb form for each sentence.
 - a) Tú *soy/somos/ eres* miembro de un club de alpinismo.
 - b) Jorge *hago/hace/hacemos* aikido muy a menudo.
 - c) Manuel *vamos/ vas / va* al parque casi todos los días.
 - d) Marina y Alba ¿qué cosas *les molan/ os molan/ le molan?*

 5. Translate these sentences into Spanish.
 - a. Juana loves the cinema.
 - b. Jorge loves cycling.
 - c. Marina and Marino like fashion.
 - d. We like hiking in the mountains.
 - e. Do you like doing your homework?
 - f. You don't like Mondays.
-